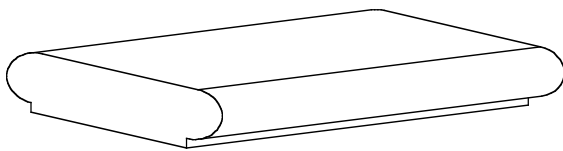
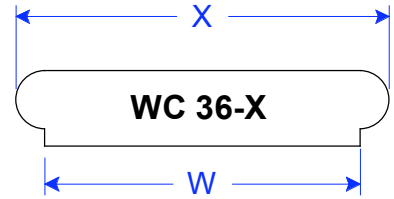


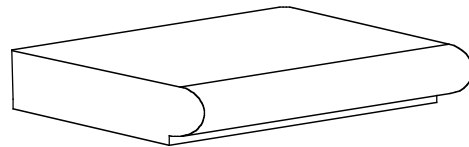
**ALL PIECES ARE TYPE A UNLESS OTHERWISE NOTED. TYPE B HAS A SMALLER LIP. TYPE C IS SINGLE SIDED. MOST TYPE A & B PIECES CAN BE BLOCKED DOWN TO A SINGLE SIDED BULLNOSE (TYPE C).**

The following applies to bullnose items (Pier caps, Wall caps etc.)

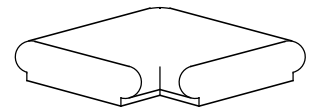
"X" is the dimension from outside edge to outside edge (e.g. bullnose to bullnose) and is designated after the dash. The width (W) is the dimension at the base of the precast and is found in the dimensions box below. Radii are measured from the inside edge.



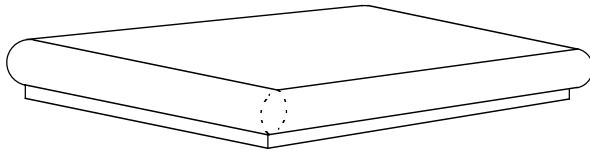
WC 36-X STR  
Stretcher



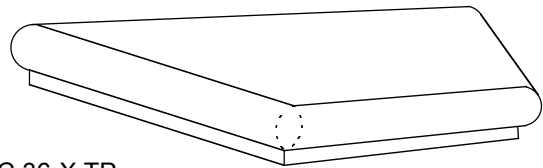
WC 36-X STR TYPE C  
Stretcher



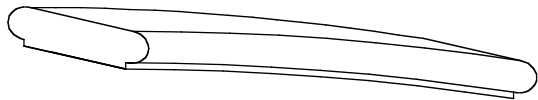
WC 36-X CF  
Corner Frame



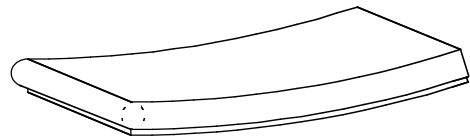
WC 36-X TER  
Terminal



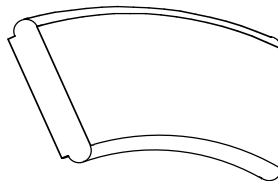
WC 36-X TP  
Trapezoid



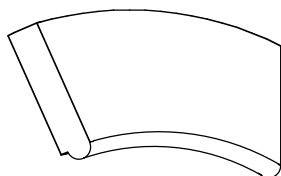
WC 36-X STR  
Extrado RAD



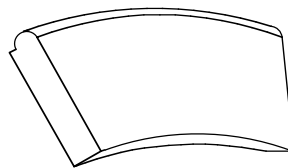
WC 36-X TER  
Intrado RAD



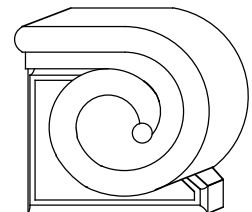
WC 36-X STR R  
Radius Stretcher



WC 36-X STR IBNR TYPE C  
Inside Bullnose Radius Stretcher



WC 36-X STR OBNR TYPE C  
Outside Bullnose Radius Stretcher



WC 36-X LH SCRL TER SPLT  
Left Handed Scroll  
Terminal Split

Continued on next page 10/13/08 Lo7